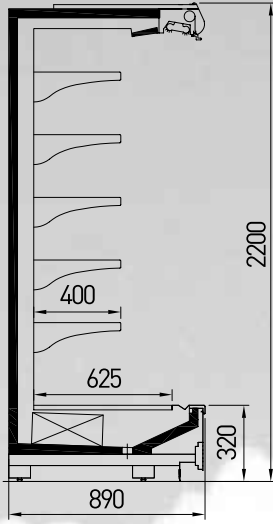
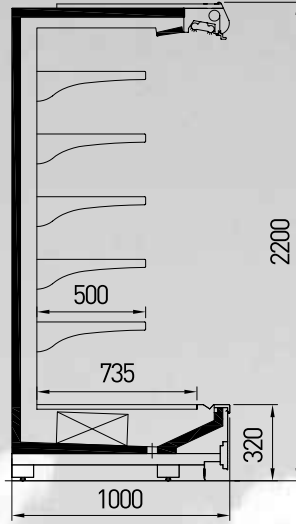
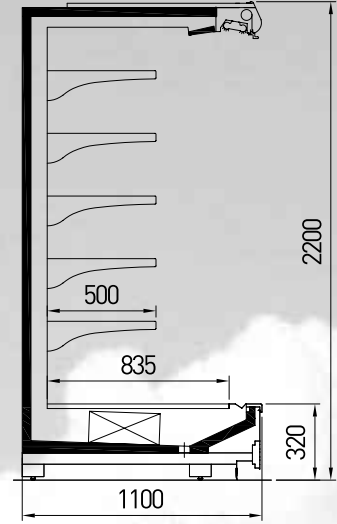
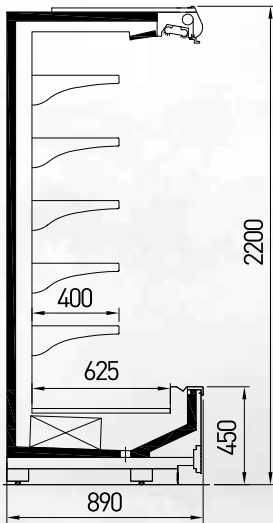
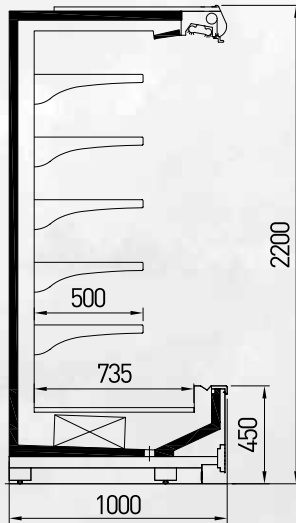
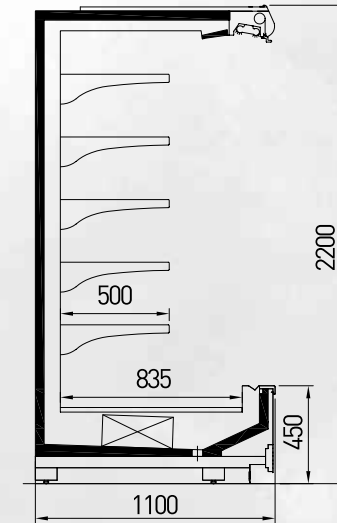
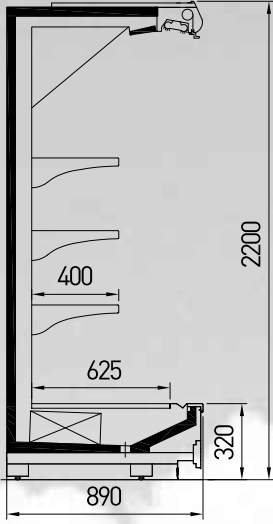


**LEPUS D32 SL****LEPUS M32 SL****LEPUS G32 SL****LEPUS D45 SL****LEPUS M45 SL****LEPUS G45 SL****LEPUS**

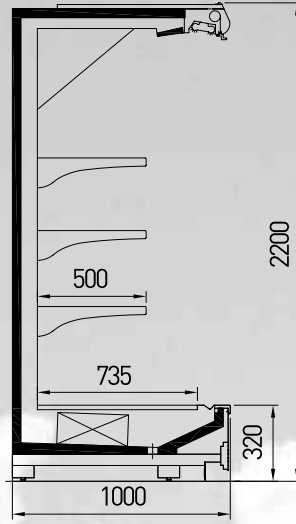
Length (mm)

	Temperature	937	1250	1875	2500	3750	IC90	2000 Head	2300 Head	2600 Head
D32 / D45 SL	M2 (-1 / +7°C)	◆	◆	◆	◆	◆	◆	◆	◆	◆
M32 / M45 SL	M2 (-1 / +7°C)	◆	◆	◆	◆	◆	◆	◆	◆	◆
G32 / G45 SL	M2 (-1 / +7°C)	◆	◆	◆	◆	◆	◆			◆
D32 / D45 PE	M1 (-1 / +5°C)	◆	◆	◆	◆	◆	◆	◆	◆	◆
M32 / M45 PE	M1 (-1 / +5°C)	◆	◆	◆	◆	◆	◆	◆	◆	◆
G32 / G45 PE	M1 (-1 / +5°C)	◆	◆	◆	◆	◆	◆			◆
D32 / D45 SM	H1 (+1 / +10°C)	◆	◆	◆	◆	◆	◆	◆	◆	◆
M32 / M45 SM	H1 (+1 / +10°C)	◆	◆	◆	◆	◆	◆	◆	◆	◆
G32 / G45 SM	H1 (+1 / +10°C)	◆	◆	◆	◆	◆	◆			◆
Side wall thickness (mm)		40								

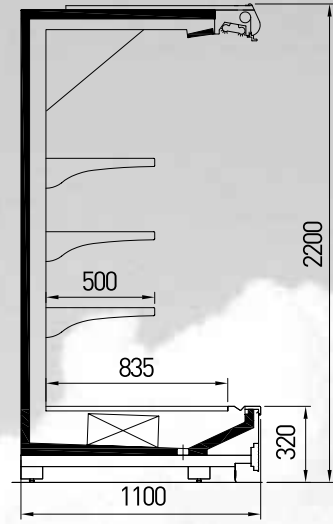
### LEPUS D32 PE/SM



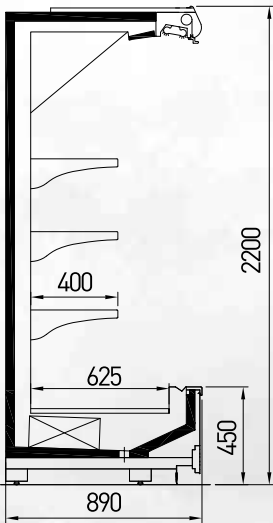
### LEPUS M32 PE/SM



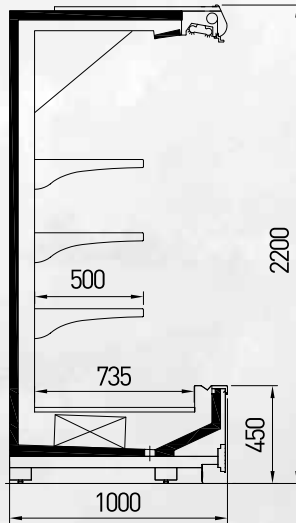
### LEPUS G32 PE/SM



### LEPUS D45 PE/SM



### LEPUS M45 PE/SM



### LEPUS G45 PE/SM

